



Couvrette Building System's Ultra Slim Surround is only 29.75" wide, allowing it to fit most existing islands and providing an easy replacement for aging ATM installations. The surround offers a combined building and canopy height of 10.5' for drive-up and 9.25' for walk-up installations giving the ATM high visibility while keeping the building length to only 60". The universal design accommodates most islander style ATMs. Backlit signage further increases the visibility of the surround, and Couvrette offers complete custom branding to match the requirements of any financial institution. Optional AB244 compliant down lighting may be installed to increase the security for the ATM user and service personnel.

Dedicated to quality, Couvrette offers complete turnkey service and provides solutions for site planning, site construction, design, manufacturing, delivery, installation, service, and maintenance.

Benefits

Narrow 29.75" depth allows existing island to be used, avoiding the cost of a new island.

Canopy and building height are 10.5' for DU or 9.25' in WU for high visibility.

Canopy protects the ATM and the customer from inclement weather.

Optional backlit canopy or signcan and custom graphics increase visibility and promote corporate identity.

AB244 compliant down lighting increases safety for the ATM customer and service personnel.

Complete support from site planning to delivery, installation, and service.

Product Options

Custom Lengths and Heights Available

Equipment Cabinet

Climate Control for ATM

Marketing Panel

Networks Panel

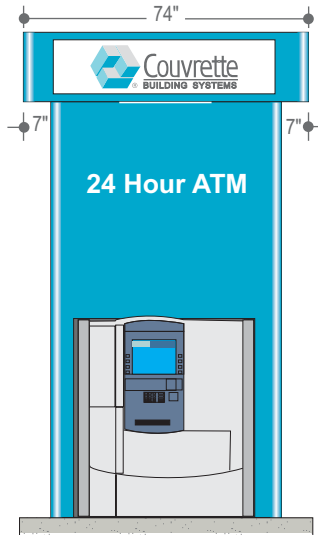
Backlit Signcan or Canopy

Custom Signage

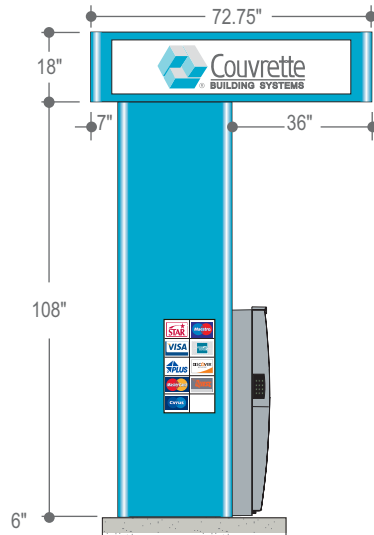
Drive-up or Walk-up Installations

Turnkey Service from Concept to Completion

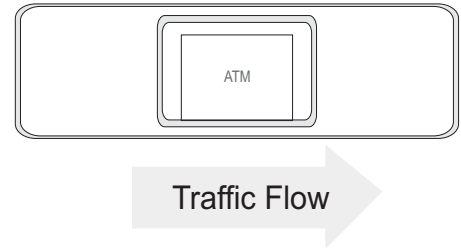
Ultra Slim Surround



FRONT ELEVATION



LEFT-SIDE ELEVATION (APPROACH)



Typical Footprint



Ultra Slim Surround with Canopy, Approach End



Ultra Slim Surround with Canopy, Front Elevation



Ultra Slim Surround with Canopy, Departure End

ATMs shown are for illustrative purposes. See Couvrette's ATM Cross-reference Guide for a complete listing of all ATM models compatible with this product.

Turnkey Service from Concept to Completion

Headquarters
565 Electric Road • Salem, VA 24153
TEL (540) 375-2608 • FAX (540) 375-2638
March 15, 2006 Revision 4.0

EMAIL products@couvrette.com
WEB www.couvrette.com

California Office
8665 Argent St., Ste. D • Santee, CA 92071
TEL (619) 938-8000 • FAX (619) 938-8001